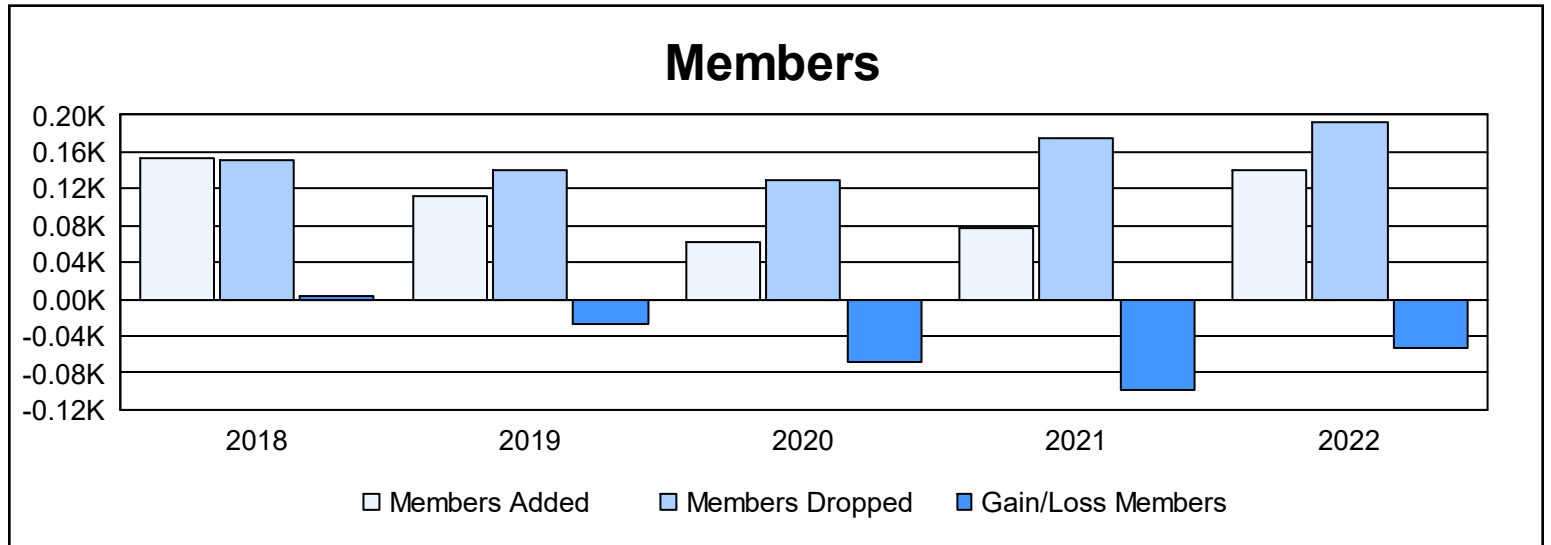
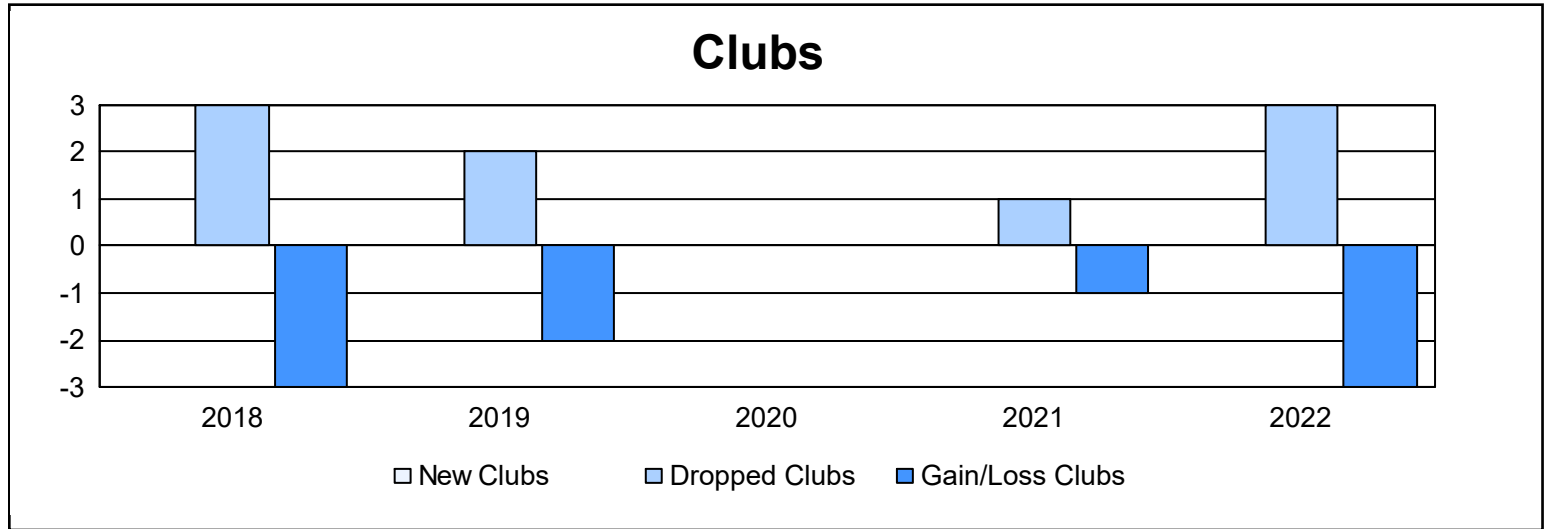
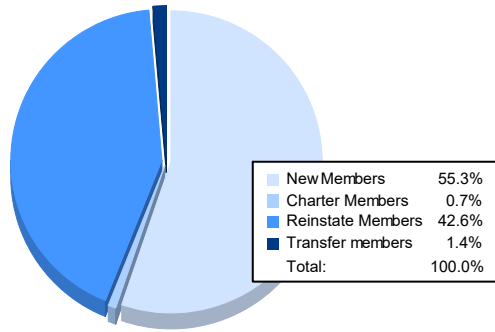


Year	New Clubs	Dropped Clubs	Gain/ Loss Clubs	New Members	Charter Members	Reinstate Members	Transfer Members	Total Member Added	Total Members Dropped	Gain/ Loss Members
2017-2018	0	3	-3	131	7	4	12	154	150	4
2018-2019	0	2	-2	102	2	4	5	113	141	-28
2019-2020	0	0	0	46	0	9	6	61	130	-69
2020-2021	0	1	-1	53	0	7	17	77	176	-99
2021-2022	0	3	-3	78	1	60	2	141	193	-52
<b>Average</b>	<b>0</b>	<b>2</b>	<b>-2</b>	<b>82</b>	<b>2</b>	<b>17</b>	<b>8</b>	<b>109</b>	<b>158</b>	<b>-49</b>



### Membership Composition June 2022 Cumulative



### Gender Composition June 2022 Cumulative

